

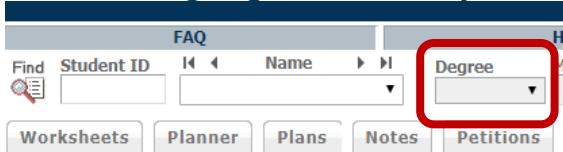
A grayscale photograph of a large, classical-style building with a portico supported by columns. The name "RAINS HALL" is visible on the pediment. The building is surrounded by trees and has a set of steps leading to the entrance. The text "STUDENT INSTRUCTIONS: AUDIT ENHANCEMENTS" is overlaid in the center in a bold, dark blue font.

**STUDENT  
INSTRUCTIONS:  
AUDIT  
ENHANCEMENTS**

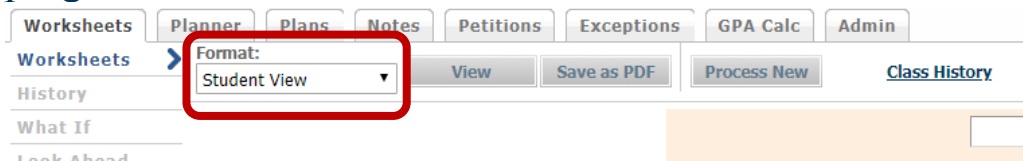
# STUDENT INSTRUCTIONS: AUDIT ENHANCEMENTS

## STUDENT AUDIT TIPS & TRICKS

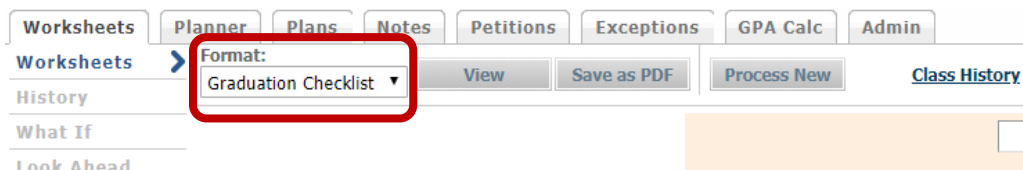
- The drop down arrow by the listed degree will allow dual degree students to view each program audit by choosing the degree from the list provided.



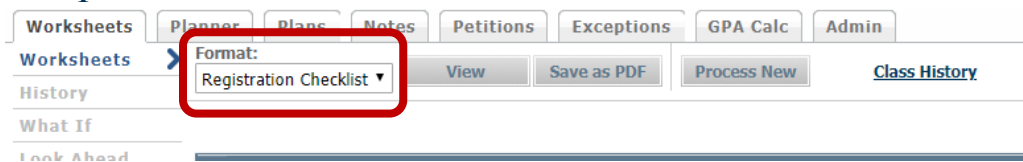
- There are three formats for you to view. Select which one you would like and click view. The **Student View** format (shown) is the option most like your program checklist.



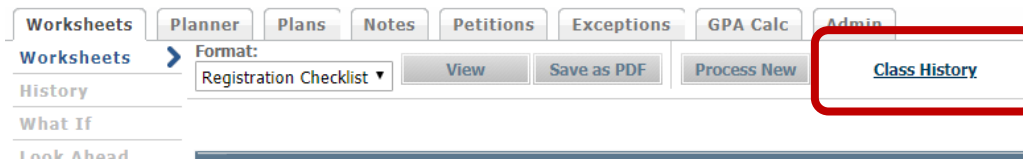
- The **Graduation Checklist** format shows courses needed and if they are completed, outstanding, or in progress.



- The **Registration Checklist** format shows courses and requirements yet to be completed.



- Class History** shows all coursework completed to date, including transfer work.



- If you need to save a copy of an audit, choose your desired worksheet and then click **Save as PDF**.



## CONTACT

If you have any additional questions, please contact our office at [jagtrax@augusta.edu](mailto:jagtrax@augusta.edu).