



**AUGUSTA**  
UNIVERSITY

Dept. of Medical Illustration  
News & Events

Pavilion 3 - Suite 1101  
1474 Laney Walker Blvd.  
Augusta, GA 30912  
706/721-3266  
medart@augusta.edu



## **William C. "Kip" Carter— Robert C. Benassi Outstanding Alumni Award Dept. of Medical Illustration**

*June 2020*

Prof. Bill Andrews, Chair of Medical Illustration, and Prof. Lester Pretlow, PhD, Dean of the College of Allied Health Sciences, are pleased to announce that Kip Carter has been selected as the 2020 recipient of the *Robert C. Benassi Outstanding Alumni Award*. Kip is a member of the Class of 1982.

Kip was nominated for the *Robert C. Benassi Outstanding Alumni Award* by Steven J. Harrison and Charles Boyter. We are delighted to have this opportunity to tell you a bit more about Kip's amazing career and to praise his record of exceptional service to the profession and the Dept. of Medical Illustration.

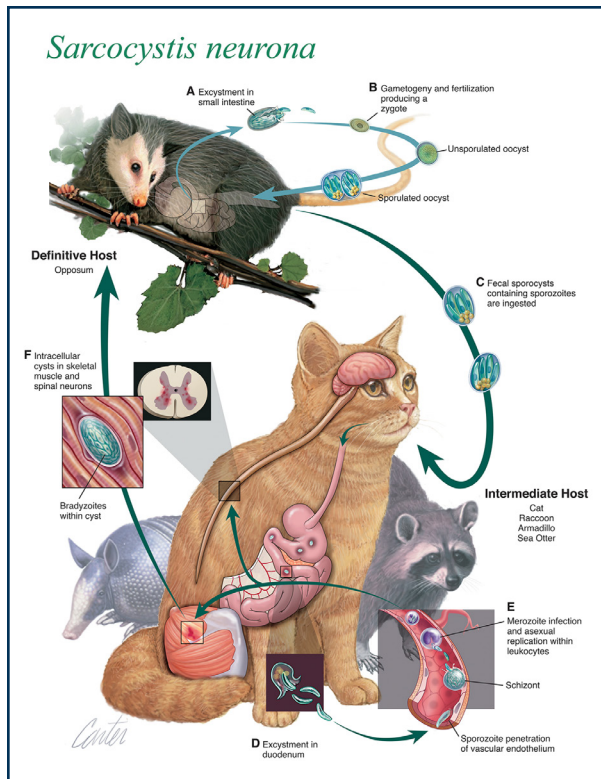
Prior to enrolling in the Medical Illustration Graduate Program here at Augusta University, Kip earned a BS in Scientific Illustration for the University of Georgia, Athens (UGA). In 1976, he completed an associate's degree in Biology at Oxford College of Emory University, in Oxford, GA.

After graduation from the Medical College of Georgia, Kip went to work in Educational Resources, College of Veterinary Medicine, UGA. He quickly became Chief of Medical Illustration Services, a position he still holds. In 2013 - 2014, he served as Interim Director of Educational Resources. Kip has also served as Chief Medical

Illustrator for the *Journal of Clinical Techniques in Equine Practice* and the *Journal of Operative Techniques in Plastic and Reconstructive Surgery*, both published by W.B. Saunders.

From 1982 - 1996, Kip was a preceptor for the Association of Medical Illustrators (AMI) summer internship program. Many MCG students interned with him and learned a good deal about comparative anatomy and how to be a better illustrator. From 1991 - 1997, Kip also served as an Instructor in the Scientific Illustration program in the Lamar Dodd School of Art, UGA. Since 1990, Kip has been an Asst. Adjunct Professor in the Medical Illustration Graduate Program here at AU. Beginning in 2015, Kip has been an Instructor in the Comparative Medical Illustration Certificate Program, College of Veterinary Medicine, UGA. It is fair to say that Kip has been uniquely involved in the education of a great many medical and scientific illustrators at undergraduate, graduate and post-graduate levels.

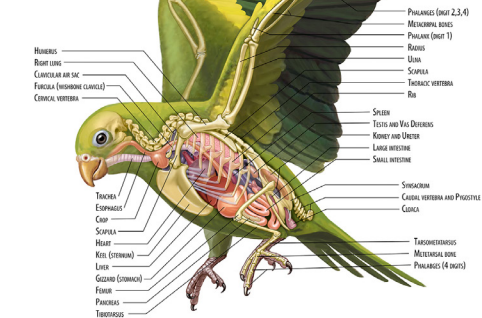
In his nomination letter, Prof. & Chair Emeritus Steven J. Harrison, PhD (Class of '70) said, "Kip has three decades of service to the department as an Asst. Adjunct Professor. He also established post-graduate internships in veterinary illustration at UGA, which have greatly benefited quite a few of our grads." Kip has been an active lecturer in the Medical Illustration Graduate Program here at Augusta University on topics including: veterinary illustration, comparative anatomy, surgical illustration, and artists' rights. According to Andrews, "For many years Kip has been a major and invaluable participant in the Mock Interview Program that is an essential part of our comprehensive business course." Harrison sums it up nicely, "Kip is a great teacher."



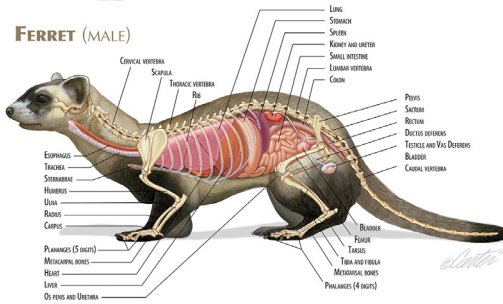
Kip's teaching and coaching abilities extend well beyond the formal walls of the university. He has been an engaged and enthusiastic leader of the AMI's Mentorship Program for many years. In his nomination letter, Boyter said, "As a mentor to so many students and new graduates, anyone who has been mentored by Kip is prepared for any problem-solving situation that they will be faced with in the future. His willingness to share is

### Comparative Mammalian Anatomy: Avian vs Quadruped

#### PARROT (MALE)



#### FERRET (MALE)



▲ "Comparative Mammalian Anatomy: Avian vs Quadruped," Will Shepard Award of Excellence for Instructional Color, AMI, Richmond, 2009.

▲ Infectious disease cycle for *Sarcocystis neurona* in "Infectious Diseases of the Dog and Cat," by Dr. Craig Greene.

always the trademark of a great leader. He fits that description exactly. His service in the AMI speaks for itself. Always visible with a crowd of people around him, no matter what generation, shows that his appeal is respected by everyone."

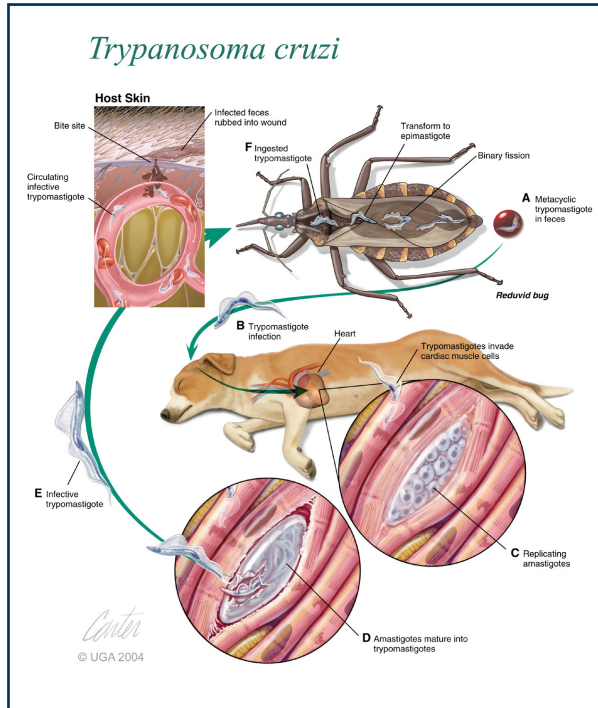
Speaking of service to the AMI, Kip was president of the organization in 2005 - 2006. He has also served the profession in a great many other roles—here are just a few highlights:

- Member of the Board of Governors
- Annual Meeting Coordinator
- Annual Meeting Program Chair
- Fellows Committee Chair
- Internship Committee Chair
- Salon Judge

In 1999 the AMI presented Kip with the Outstanding Service Award for his work with the Fellows recognition program. In concluding his comments



about Kip's service to the profession, Boyter said, "He is always involved and is a leader in all aspects of our profession"



Kip is an outstanding medical illustrator, with a great many national and international awards to his credit. Here are just a few highlights:

- Will Shepard Award of Excellence for Instructional Color, for "Comparative Anatomy: Avian and Quadruped," AMI, Richmond, 2009
- Will Shepard Award of Excellence for Instructional Color, for "American Trypanosomiasis," AMI, Cleveland, 2004
- Award of Excellence, Editorial Cover Illustration, for "Equine Acupuncture," The Rx Club, New York, 2001
- First Place for Illustration, American Horse Publications, Annual Awards, 1999
- Award of Excellence, Editorial Cover Illustration, The Rx Club, New York, 1994
- Award of Excellence, Illustrated Medical Book, AMI, 1993
- Award of Excellence, Editorial Cover Illustration, The Rx Club, New York, 1992
- Award of Excellence, Illustrated Medical Book, Clinical Text, AMI, 1990

▲ Will Shepard Award of Excellence for Instructional Color, for "American Trypanosomiasis," from the book, Infectious Diseases of the Dog and Cat, by Dr. Craig Greene.

▼ Opening illustration of a full term equine fetus exhibiting a form of dystocia called "one leg back" for Horse & Rider.





Kip's curriculum vitae includes scores and scores of entries for textbooks, atlases, book chapters, medical journal articles, trade magazine articles, and poster exhibits which he has illustrated or designed. He has given dozens of presentations and workshops, and has been involved in numerous panel discussions and other national or regional continuing education events.

When not drawing or painting, Kip has coached Athens Youth soccer and basketball, and has even found time to serve as president of the Olde Lexington Gardens Homeowner's Assoc. Kip will tell you that none of these things would have been possible without the love of his life, Olga, and their two amazing children, Nina and Will.

There's an old adage that says, "If you need something done, find a busy person." Kip is that busy person, he gets things done. And whatever he does, he gives it 110%. Kip is dedicated to the profession, committed to the craft, and driven by the pursuit of excellence. In describing his talents as a medical illustrator, Boyter stated, "His skills

are second to none." Certainly, the Medical Illustration Graduate Program, and the profession, are better and stronger for his involvement.

### Congratulations, Kip— 2020 recipient of the Robert C. Benassi Outstanding Alumni Award!

- ▲ A full bleed cover on flea control for Veterinary Medicine.
- ▼ Cover for Journal of Hand Therapy on "Tendon Healing Therapy Using Adenovirus" as a delivery system.
- ▼ Anatomical illustration of a bulldog digestive tract (carnivore) for the UGA College of Veterinary Medicine.

